

Leroy Van Allen  
P.O. Box 196  
Sidney, OH 45365  
e-mail: [vams@woh.rr.com](mailto:vams@woh.rr.com)

April 25, 2015

Hi Mr. Whitehead:

Enclosed are your six 1881 O Morgan dollars you sent to me for examination plus computer prints of photographs of new varieties taken with a digital camera thru a stereo microscope. Sorry, but I don't use medium Priority packages and grading services coin boxes as too large when I pick up or ship coin packages, as frequently have 3- 5 to pick up or mail at one time. Small Priority packages are most convenient up to about 12 slabbed coins and half the medium size Priority price.

1881 O has some interesting die varieties and no-one else has concentrated on them to my knowledge. Maybe you will end up preparing a Guide on that date? Good to run them thru John Baumgart first as he does an excellent job of identifying listed varieties and pointing out those that may be new ones. I don't use photos provide by summiteers as usually they are of poor quality and prefer to let coin speak for itself.

My comments on the coins are as follows:

PCGS 6395632- *New* VAM 52. Unlisted dbld 18-1. Very fine die rust pitting at top of eagle not readily visible to naked eye, so not listable.

PCGS 502822- VAM 1A. Has spike at upper left inside of left 8 upper loop. Very slight dblg on Liberty head profile at lips & chin, but not enough to list. Normally don't list such heavily toned coins, as is difficult to see details and can't get clear photos.

PCGS 444448- *New* VAM 53. Unlisted dbld 18 with 1 at top rt & 8 at top outside. Yes, doesn't match VAM 36 exactly or have it's die markers.

PCGS 675967- *New* VAM 54. Unlisted dbld rt 1 as strong notch at bottom of base that wasn't mentioned by Baumgart. III O m/m set left of C<sup>3</sup>1 rev of VAM 23. Identified die markers. Raised metal chips below 18 is in hub. Nice EDS DMPL.

PCGS 675968- VAM 54. Same dies as 967 coin above. Nice EDS DMPL.


PCGS 334 675- VAM 54. Same dies as 967 coin above. Nice EDS DMPL Thanks for sending coins for comparison.


The descriptions of the new die varieties listings are as follows:

1881 O


- |    |   | (?) | I-2 | R-5 |
|----|---|-----|-----|-----|
| 52 | III <sup>2</sup> 33 • C <sup>3</sup> a (Doubled 18-1)<br>Obverse III <sup>2</sup> 33- Doubled 18-1 with left 1 slightly at top right, left 8 at bottom outside of lower loop with short die chip at top left inside of upper loop and right 1 at top of upper crossbar with slight notch at lower left of vertical shaft.<br><i>Die marker</i> - Triangular die chip below eyelid front with vertical line above.   |     |     |     |
| 53 | III <sup>2</sup> 34 • C <sup>3</sup> a (Doubled 18)<br>Obverse III <sup>2</sup> 34- Doubled 18 with left 1 slightly at top right and left 8 at top outside with short die chip at top left inside of upper loop. <i>Die marker</i> - Couple horizontal die polishing lines below cap fold.  |     |     |     |
| 54 | III <sup>2</sup> 35 • C <sup>3</sup> 1 (Doubled Right 1 Bottom, O Set Left)<br>Obverse III <sup>2</sup> 35- Right 1 doubled as strong notch in middle of base bottom. Both 8's very slightly doubled at lower left outside of upper loop. Left 8 has short spike at top left inside of upper loop. EDS shows raised metal chips below 18 from master die and on working hubs in denticle spaces and above. <i>Die marker</i> - Single diagonal polishing line at top of space between right wheat leaf and left top cotton leaf.<br>Reverse C <sup>3</sup> 1- <i>Die marker</i> - Light polishing lines at top and bottom inside of III O mint mark set left. |     |     |     |

*Thanks* for sharing your varieties!

Yours truly,  
  
Leroy Van Allen



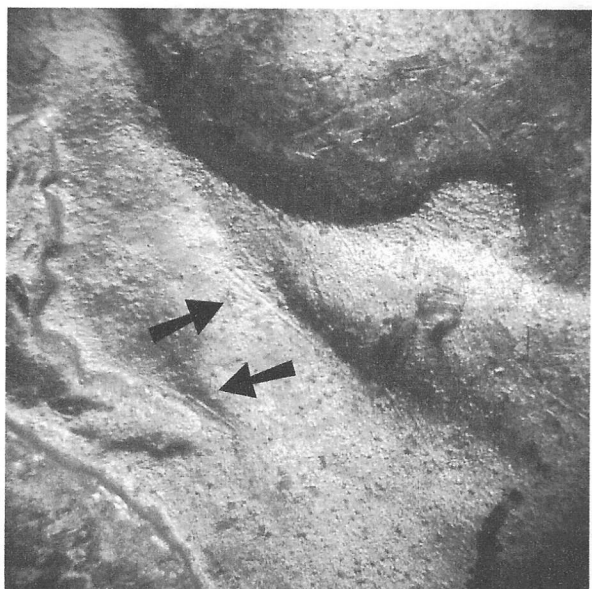
1881 O VAM 52 Doubled 18



1881 O VAM 52 Doubled 1 Top



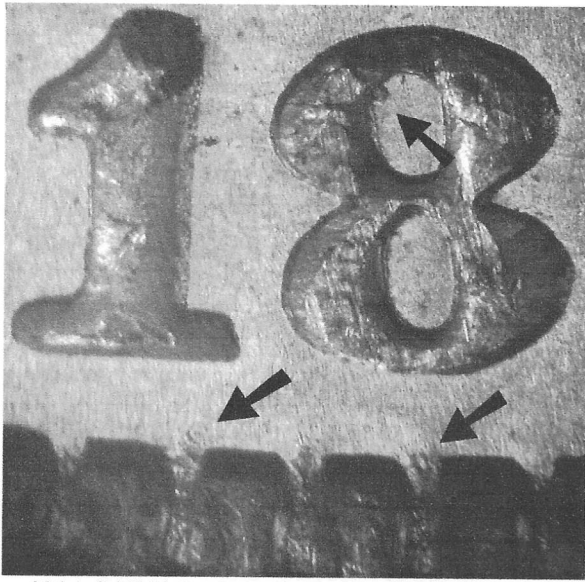
1881 O VAM 52 Die marker- Die Chip Eyelid Front




1881 O VAM 53 Die marker- Polishing Lines Below Cap Fold



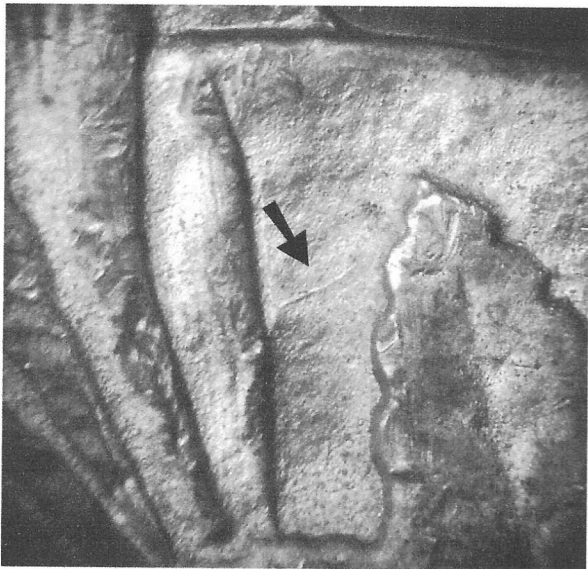
1881 O VAM 53 Doubled 18



1881 O VAM 54 Spike In 8, Die Chips Below 18



1881 O VAM 54 Doubled 1 Bottom, 8 Upper Loop



1881 O VAM 54 Die marker- Polishing Line Leaf Space



1881 O VAM 54 Die marker- Polishing Lines Inside 0