

Leroy Van Allen  
P.O. Box 196  
Sidney, OH 45365  
e-mail: [vams@woh.rr.com](mailto:vams@woh.rr.com)

December 20, 2015

Hi Mr. Whitehead:

Enclosed are your nine 1881 O Morgan dollars you sent to me for examination plus computer prints of photographs of new/revised varieties taken with a digital camera thru a stereo microscope. My comments on the coins are as follows:

**PCGS 6518—New VAM 63.** Yes, has dbl left & rt stars similar to VAM 29. But no other dblg of VAM 29 of 18, cap top, nose, lips & chin. Also has II O m/m tilted left of VAM 6.

**PCGS 99745—New VAM 64.** Yes, has same rev as VAM 23 with O m/m set left & over polished eagle's rt wing middle. Unlisted obv with slightly dbl 18, cap top & profile. **Unusual** mostly horizontal die polishing lines on forehead.

**PCGS 359563—New VAM 65.** Unlisted dbl 18-1 with flat dbl left 8 top similar to VAM 26. Long fine die scratches all over eagle's rt wing, mostly vertical with one on wing opposite left wreath top most prominent.

**PCGS 494765—New VAM 66.** Yes, has dbl rt 1 bottom of VAM 54 III<sup>2</sup>35 obv but different rev. Normal O m/m with very slightly set to left of C<sup>3</sup>a. Toning on rev makes it difficult to find any die markers.

**PCGS 9005644—VAM 28.** Die 2. Die marker- Die scratch below cap rear. Rev die marker- Diagonal polishing line on second inner feather from bottom of eagle's left wing.

**PCGS 6241074—VAM 28.** Die 2. Same die markers on obv & rev as above coin. Indents on denticles at top obv different positions on same obv die. Due to ejection dblg when obv die pushes coin up out of collar. No denticle impressions on rev.

**PCGS 6063272—VAM 28.** New Die 3. Added obv & rev die markers.

**PCGS 2697333—VAM 1?** Date digits surfaces all have shiny contact marks that could have erased any slight dblg. Also, digits weakly struck on edges, so dblg may not have been fully formed. Pass on listing problem coin.

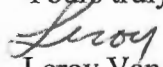
**PCGS 681721—VAM ?** Same obv & rev dies as above coin. Left 8 not as beat-up as 7333 & shows some dblg at top. Also has weakly struck edges of digits with lots of marks on surfaces. Die marker of long diagonal polishing line back of eye. Can't list either of these coins as details missing on digits & would just have to do description & photos over on better coin. Similar to VAM 26 dbl left 8 but doesn't have dblg inside loops.

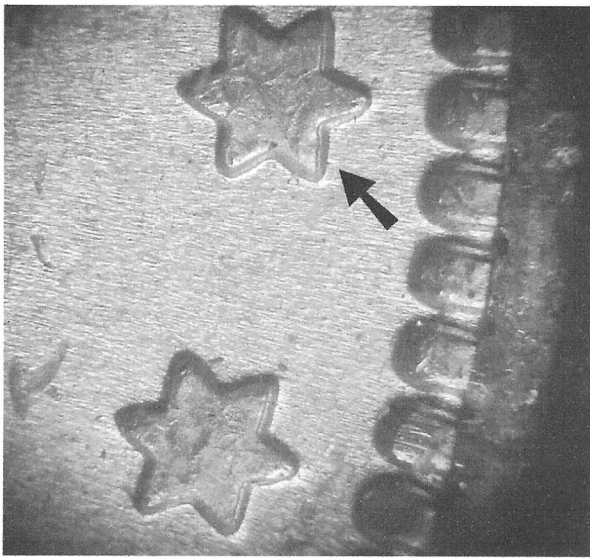
The descriptions of the new die varieties listings are as follows:

1881 O

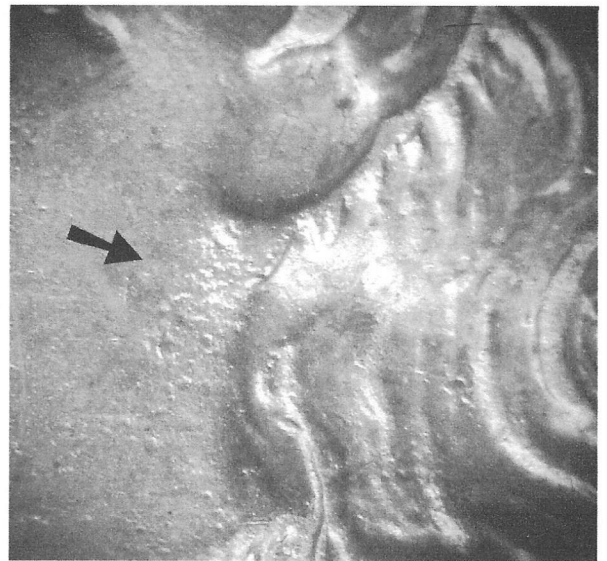
- |    |   |     |     |     |
|----|---|-----|-----|-----|
| 63 | III <sup>2</sup> 41 • C <sup>3</sup> d (Doubled Obverse Stars, O Tilted Left)   | (?) | I-2 | R-5 |
|    | Obverse III <sup>2</sup> 41— All left & right stars slightly doubled towards rim. <i>Die marker-</i> Fine raised die pitting below ear.   |     |     |     |
| 64 | III <sup>2</sup> 42 • C <sup>3</sup> l (Doubled 18, Polished Forehead, O Set Left)  | (?) | I-3 | R-5 |
|    | Obverse III <sup>2</sup> 42— Slightly doubled 18 with 1 on lower surface of upper crossbar and left 8 slightly at top left inside of upper loop and bottom outside of lower loop. Left 8 has short die chip at top left inside of upper loop. Left and right sides of Phrygian cap top slightly doubled. Very slightly doubled Liberty head profile from front of LIBERTY band, hair front, nose and lips. Mostly horizontal die polishing lines on forehead. |     |     |     |
| 65 | III <sup>2</sup> 43 • C <sup>3</sup> a (Doubled 18-1)   | (?) | I-2 | R-5 |
|    | Obverse III <sup>2</sup> 43—Doubled 18-1 with left 1 slightly at top right, left 8 with flat doubled top outside of upper loop and right 1 at lower left of vertical shaft. <i>Die marker-</i> Fine vertical polishing line right side of upper hair curl.  |     |     |     |
|    | Reverse C <sup>3</sup> a— About ten mostly vertical fine die scratch lines in eagle's right wing with one on wing opposite left wreath top most prominent.  |     |     |     |
| 66 | III <sup>2</sup> 35 • C <sup>3</sup> a (Doubled Right 1 Bottom)   | (?) | I-2 | R-5 |
| 28 | III <sup>2</sup> 17 • C <sup>3</sup> a (Doubled Profile and Cap Top)  | (?) | I-2 | R-5 |
|    | Reverse C <sup>3</sup> a— Die 2- <i>Die marker-</i> Diagonal polishing line on second inner feather from bottom of eagle's left wing.   |     |     |     |
| 28 | III <sup>2</sup> 17 • C <sup>3</sup> a (Doubled Profile and Cap Top)  | (?) | I-2 | R-5 |
|    | Obverse III <sup>2</sup> 17— Die 3- Tiny die chip at top left inside of left 8 upper loop. <i>Die marker-</i> Single diagonal polishing line at right side of R in LIBERTY.   |     |     |     |
|    | Reverse C <sup>3</sup> a— Die 3- <i>Die marker-</i> Diagonal line and pitting wing-neck gap.  |     |     |     |

**Thanks** again for sharing your varieties!


Yours truly,  
  
Leroy Van Allen



1881 O VAM 63 Doubled Stars




1881 O VAM 63 Die marker- Raised Die Pitting Ear




1881 O VAM 64 Doubled 18



1881 O VAM 64 Die Polishing Lines Forehead




1881 O VAM 65 Doubled 18



1881 O VAM 65 Doubled 1



1881 O VAM 65 Die marker- Polishing Line Upper Hair Curl



1881 O VAM 65 Die Scratches Wing



1881 O VAM 18 Die 3 Die marker- Polishing Line Rt. Side R



1881 O VAM 28 Die 3 Die marker- Lines- Pitting Wing- Neck Gap



1881 O VAM 28 Die 2- Die marker- Line Inner Feather